


HAFI Flush Line
For more information
view page 57



Reduced height of rosettes
4 mm



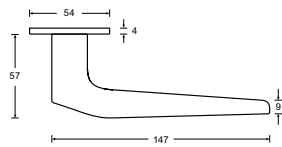
Flush mounting



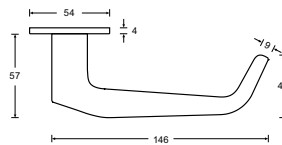
RAL-colour on request



Design 311
not compliant with DIN EN 179



Design 311P
compliant with DIN EN 179



HAFI Flush Line – Design 311/870 311P/870

Maintenance-free door handle set with stainless steel sub-construction and spring loaded, pivot-mounted, quick mounting by the "Push-Click"-function, optionally also suitable for flush mounting in the door leaf, with rosettes and escutcheons, invisible fixation

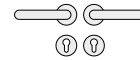
200,000 movement cycles with certificate
free movement < 1.0 mm
free angular movement < 1.0 mm

Classification key according to DIN EN 1906
4|7|-B|1|4|0|B

- Satin stainless steel
- Polished stainless steel

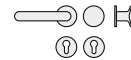


Door handle sets



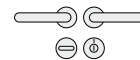
R 311/870

Handle-knob sets



WE/R 311/311K/870

Bathroom door sets



WC/R 311/870/311WC

Frame door handles



311/788



311P/788



311K/788

Living accessories

Window handle



FG 311/430



440 lockable



442 lockable